


















Washing label of care instructions for textiles



(1)Washing

| | | |
|---------------------|---|--|
| Illustration |  | |
| Meaning | Water washing | |
| explanations | <p>1. Water washing (by hand or machine).</p> <p>2. Addition of numbers to the illustration represents the highest water temperature while washing.</p> <p>3. Where there is no dash (—) below the illustration, standard washing procedure can be used.</p> <p>4. Where there is a dash (—) below the illustration, treat mildly, such as by lessening agitation.</p> <p>5. Where there are two dashes (==) below the illustration, treat gently, such as by minimizing agitation.</p> <p>6. Where there is a hand symbol (👉), only hand washing, and the water temperature should not exceed 40 degree Celsius.</p> <p>7. Where the hand symbol is drawn, a dash should not in place under the illustration.</p> <p>8. Where there is a cross (X) in the illustration, the item cannot be washed.</p> | |
| Examples |  | Wash with water no higher than 95°C, standard washing procedure. |
| |  | Wash with water no higher than 70°C, standard washing procedure. |
| |  | Wash with water no higher than 60°C, standard washing procedure. |
| |  | Wash with water no higher than 60°C, mild washing procedure. |

| | | |
|--|---|--|
| |  | Wash with water no higher than 50°C, standard washing procedure. |
| |  | Wash with water no higher than 50°C, mild washing procedure. |
| |  | Wash with water no higher than 40°C, standard washing procedure. |
| |  | Wash with water no higher than 60°C, mild washing procedure. |
| |  | Wash with water no higher than 40°C, gentle washing procedure. |
| |  | Wash with water no higher than 30°C, standard washing procedure. |
| |  | Wash with water no higher than 30°C, mild washing procedure. |
| |  | Wash with water no higher than 30°C, gentle washing procedure. |
| |  | Wash by hands with water no higher than 40°C. |
| |  | Do not wash with water. |



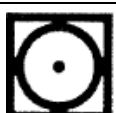

(2) Bleaching

| | | |
|---------------------|--|----------------------------------|
| Illustration |  | |
| Meaning | Bleach | |
| Explanation | <p>1.Can be bleached.</p> <p>2.Where a cross (X) has been added to the illustration, do no bleach.</p> <p>3.Where a slash has been added to the illustration, only oxygen/non-chlorine bleach can be used.</p> | |
| Examples |  | Any bleaching agent can be used. |

| | | |
|--|---|--------------------------------------|
| |  | Do not bleach. |
| |  | Use oxygen/non-chlorine bleach only. |


(3)Drying



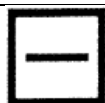
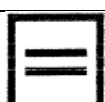




1.Tumble drying

| | | |
|---------------------|---|--|
| Illustration |  | |
| Meaning | Tumble drying | |
| Explanation | <p>1.Can be machine tumbled dried.</p> <p>2.Where two dots (• •) are added to the illustration, use normal temperature to tumble dry.</p> <p>3.Where one dot (•) is added, use lower temperature to tumble dry.</p> <p>4.Where a cross is added (X), do not machine tumble dry.</p> | |
| Example |  | Can be tumbled dried, normal temperature, at an air temperature no higher than 80°C. |
| |  | Can be tumbled dried, lower temperature, at an air temperature no higher than 60°C. |
| |  | Cannot be tumbled dried. |




(3)Drying



2.Natural drying

| | | |
|---------------------|--|--|
| Illustration |  | |
| Meaning | Natural drying | |
| Explanations | <p>1.Can be dried naturally.</p> <p>2.Where there is a vertical line in the square, hang to air.</p> <p>3.Where there are two vertical lines in the square, hang to drip-dry.</p> <p>4.Where there is a horizontal line in the square, spread out flat to air.</p> <p>5.Where there are two horizontal lines in the square, spread out flat to</p> | |



| | | |
|-----------------|--|--|
| | drip dry. 6.Where there is a diagonal line in the upper left corner of the square, dry in a cool place. | |
| Examples |  | Hang to air. |
| |  | Hang to drip-dry. |
| |  | Spread flat to air. |
| |  | Spread flat to drip-dry. |
| |  | Hang to air in a cool place. |
| |  | Hang to drip-dry in a cool place. |
| |  | Spread flat to air in a cool place. |
| |  | Spread flat to drip-dry in a cool place. |









(4)Ironing and pressing

| | | |
|---------------------|---|---|
| Illustration |  | |
| Meaning | Ironing and pressing | |
| Explanations | 1.Ironing and pressing. 2.Small circle/s added to the illustration indicate the highest temperature that can be used. 3.Where a cross (X) is added to the illustration, do not press or iron. | |
| Examples |  | The soleplate of the iron cannot be higher than 200°C for ironing and pressing. |
| |  | The soleplate of the iron cannot be higher than 150°C |

| | | |
|--|---|---|
| | | for ironing and pressing. |
| |  | The soleplate of the iron cannot be higher than 150°C for ironing and pressing, and steam should not be used (steam may cause irreversible damage). |
| |  | Cannot be ironed or pressed. |

(5)Professional maintenance of textile products

| | | |
|---------------------|--|--|
| Illustration |  | |
| Meaning | Professional maintenance of textile products | |
| Explanations | <p>1. Professional maintenance of textile products (professional dry cleaning or washing).</p> <p>2. Where (P) is added to the illustration, the item can be professionally dry cleaned, and cleaned with dry- cleaning detergents listed under (F) and tetrachloroethylene.</p> <p>3. Where (F) is added to the illustration, the item can be professionally dry cleaned, and cleaned with hydrocarbonated dry-cleaning detergents.</p> <p>4. Where (W) is added, the item can be washed professionally.</p> <p>5. Where there is no dash (—) under the illustration, use standard cleaning treatments.</p> <p>6. Where there is a dash (—) under the illustration, treat mildly.</p> <p>7. Where there are two dashes (—) under the illustration, treat gently.</p> <p>8. Where there is a cross added to the illustration, do not use professional dry cleaning or washing.</p> | |
| Examples |  | Professional dry cleaning using dry-cleaning detergents listed under (F) and tetrachloroethylene, standard washing procedures. |

| | | |
|--|---|---|
| |  | Professional dry cleaning using dry-cleaning detergents listed under (F) and tetrachloroethylene, mild dry cleaning procedures. |
| |  | Professional dry cleaning using hydrocarbonated dry cleaning detergent (distillation temperature between 150°C - 210°C, flash point between 38°C - 70°C), standard dry cleaning procedures. |
| |  | Professional dry cleaning using hydrocarbonated dry cleaning detergent (distillation temperature between 150°C - 210°C, flash point between 38°C - 70°C), mild dry cleaning procedures. |
| |  | Do not professionally dry cleaning. |
| |  | Professional washing with water, standard washing procedures. |
| |  | Professional washing with water, mild washing procedures. |
| |  | Professional washing with water, gentle washing procedures. |
| |  | Do not professionally water wash. |